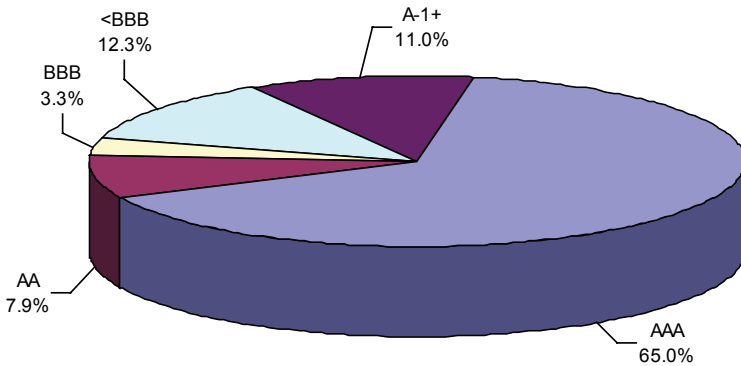
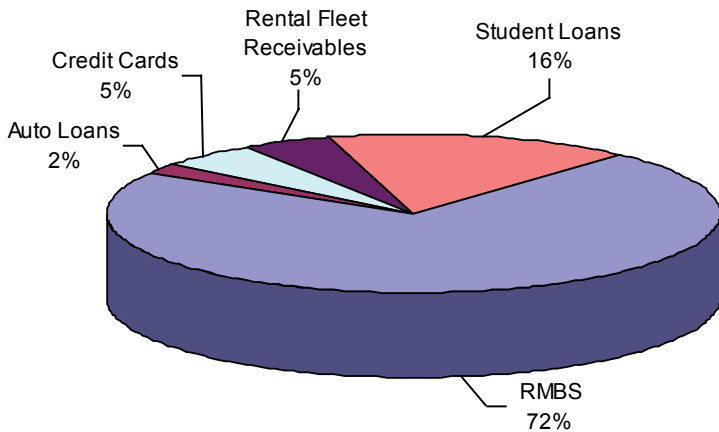


Investment Ratings Chart 1



Non-Agency Structured Securities by Asset Class Chart 2



Total Investment Portfolio Chart 3

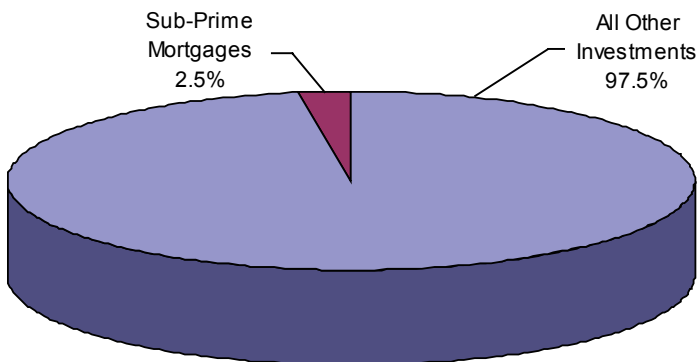


Chart 1 - Approximately 65% of Southeast Corporate's securities portfolio is rated AAA, 7.9% is rated AA, 3.3% is rated BBB and the remaining 12.3% is rated less than BBB. In addition, 11% of the portfolio carries short-term ratings of A-1+.

Chart 2 - The majority of Southeast's securities portfolio is structured securities. In addition, Southeast owns approximately \$150 million of agency mortgage securities. Of the \$355 million of privately issued structured securities, \$67 million, or 19% of the portfolio, are insured investments.

Chart 3 - As of May 31, 2010, Southeast Corporate's exposure to securities supported by sub-prime mortgages represented 2.5% of its portfolio. Of the sub-prime mortgage exposure, \$20 million, or 25% is insured.

Chart 4 - In order to assess its interest rate risk, Southeast Corporate measures its net economic value (NEV) on a monthly basis. The NEV is derived by calculating a fair market value for all of its financial assets less its liabilities. The NEV ratio, shown above, is calculated by dividing the NEV by the fair value of assets.

Sector Exposures

Table 1

Investment	Yes	No	% of Portfolio
Auction Rate Notes		✓	
Collateralized Debt Obligations		✓	
Commercial Mortgage Backed Securities		✓	
Extendable Commercial Paper		✓	
Structured Investment Vehicles		✓	
Subprime Mortgages	✓		2.5%

All of the investments Southeast purchases are subject to a thorough analysis prior to purchase and monitored carefully for the period that they are held. The corporate has a Credit Risk Department which is segregated from the Investment Department in order to maintain objectivity. Southeast has made a sizable investment in sophisticated credit risk modeling systems which it uses to credit stress the securities in which it invests.

Table 1 - As indicated in the table above, Southeast does not hold any Collateralized Debt Obligations (CDOs), Commercial Mortgage Backed Securities (CMBS), Extendable Commercial Paper or Structured Investment Vehicles (SIVs).

Chart 4

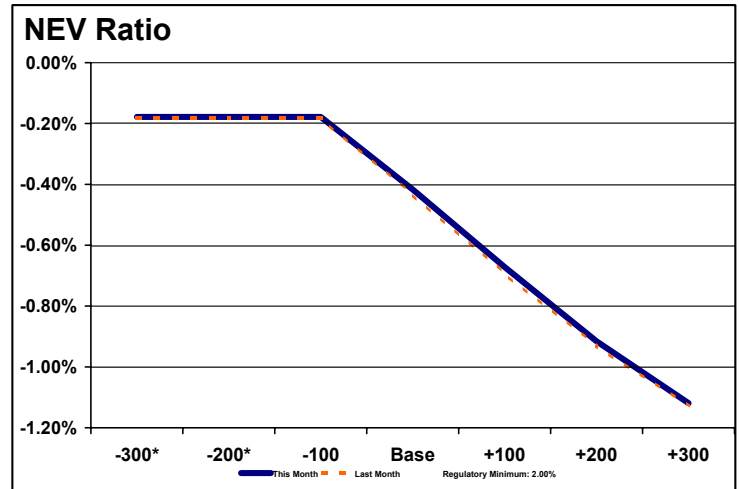


Chart 5 - The balance sheet is also subjected to an instantaneous, parallel and sustained yield curve increase and decrease of 3 percent. The change in the corporate's NEV volatility for May 31, 2010, is shown below and exceeded the regulatory maximum of 28.00% for a Part 1 Expanded Authority corporate credit union. The percentage decline in NEV in excess of the regulatory maximum was largely due to a decline in capital which reduced the denominator in the calculation. Southeast has received a waiver from the NCUA due to this noncompliance. Because of low market rates at that time, it was not possible to calculate a decline of 3 percent, therefore only a 1 percent decline was modeled.

For more information, please contact Southeast Corporate FCU 800-342-0203, Option 2.

